

4CHE3 / 6CHE3

M · L-rating 57.4~95.6kW (78~130mph)

YANMAR



- Direct injection, heat exchanger cooling.
- Natural aspirated 4- and 6-cylinder.
- Durable hydraulic marine gear.

Specifications

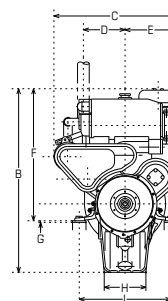
Model	4CHE3	6CHE3
Number of cylinders	4 in-line	6 in-line
Bore × stroke	mm 105 × 125	
Displacement	lit. 4.330	6.494
Rated output	kW(hp)/rpm M : 57.4(78)/2550	M : 84.6(115)/2550
	L : 62.5(85)/2600	L : 95.6(130)/2600
Combustion system	Direct injection	
Aspiration	Natural aspirated	
Starting system	Electric starting motor (24V 4.0kW)	
Cooling system	Heat exchanger	
Marine gear	Hydraulic	
Size of flywheel housing and flywheel	SAE #3 and 11-1/2 in.	
Dry mass (with marine gear)	kg 570	700
	Dimensions (L×W×H)	mm 1258×688×1022 with YX30

Marine gear specifications

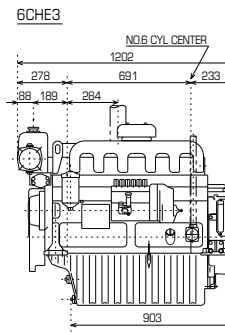
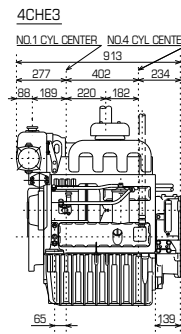
Engine model : 4CHE3 · 6CHE3	
Model	YX-30
Type	Hydraulic multi-disc clutch, wet type
Reduction ratio (Ahead)	2.03 2.55 2.96 3.48
Direction of rotation (propeller shaft)	Clockwise or counter-clockwise viewed from stern
Dry weight	kg 70

Dimensions Unit:mm

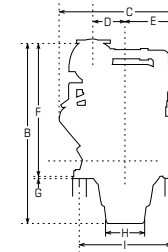
Engine only / Front view



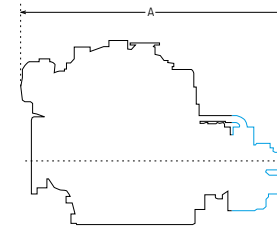
Engine only / Left side view



With gearbox / Rear view



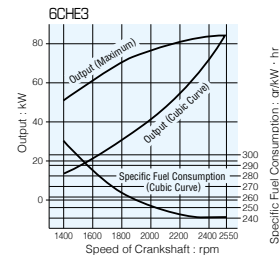
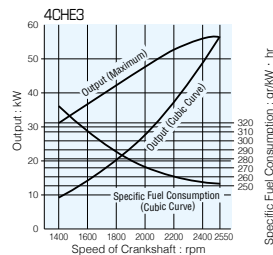
With gearbox / Left side view



Model	A	B	C	D	E	F	G	H	I
4CHE3 × YX-30-2	1258	1022	688	232	292	735	9	232	510
6CHE3 × YX-30-2	1496	1018	690	233	300	737	9	233	550

— Marine gear

Performance curves



**DIESEL
BEC**
ENGINES



**NEW WAY
DIESEL**
ENGINES

ATLANTIC CANADA 1 877 663-9929
ONTARIO & MANITOBA 1 844 309-0086
QUEBEC 1 866 441-3401