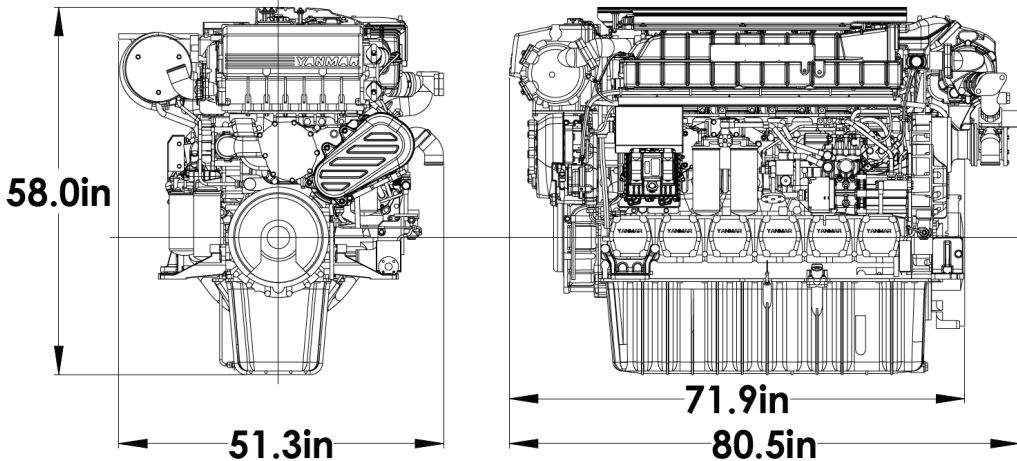


6AYEM-ST

Rating	HP	kW	RPM	Rated Fuel Consumption
Continuous <i>Continuous Duty Unlimited Hours</i>	650	485	1900	33 GAL/HR (125 L/HR)

No. of Cylinders	6 in-line
Bore x Stroke	155 x 180
Displacement	20.379 L
Combustion System	Direct Injection
Aspiration	Turbocharger + Intercooler
Starting System	Electric Motor Starting (24V 8.0kW)
Cooling System	Heat Exchanger
Size of Flywheel Housing & Flywheel	SAE #0 and 18 in.
Dry Weight	5331 lb (2418 kg)
Dimensions	78.7 x 51.4 x 60.3 in (2000 x 1305 x 1531 mm)



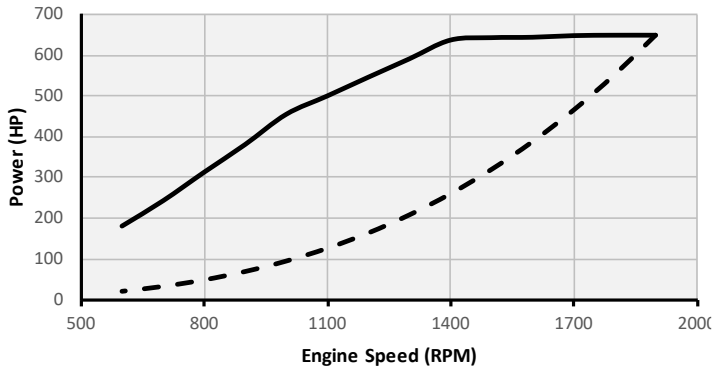
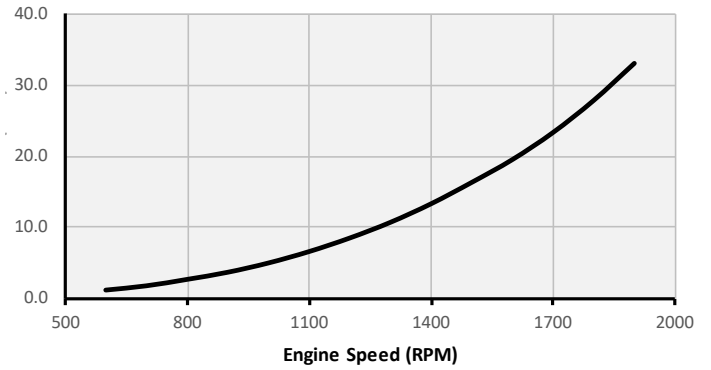
Engine Design Feature

- Reliable, marine purpose built engine
- Long stroke, high torque at low RPM
- Forged crank and piston rods
- Gray cast iron pistons, heads and block
- "Silicard" ceramic embedded grey cast iron wet liner and piston rings

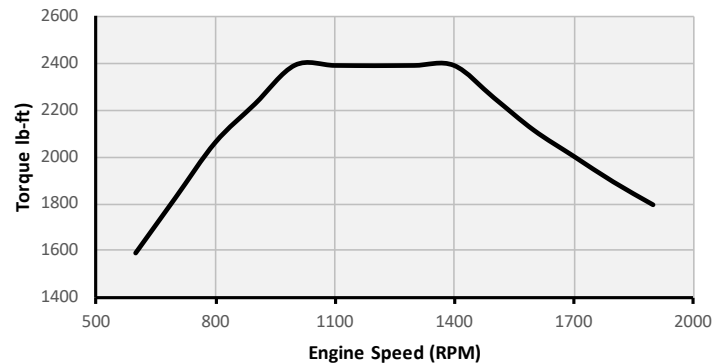
Complete Engine and Gearbox Package Benefits

- YXH-240(L) gearbox designed to specifically match engine
- Engine and gearbox load tested as a package
- Engine and gearbox assembled with torsional coupling, oil cooler, mounts, cooling pipes and companion flange included
- Torsional Vibration Analysis report provided free of charge

Emissions Certifications	Class Certifications
EPA Tier 3 IMO Tier II	All major Classifications

POWER OUTPUT

FUEL CONSUMPTION


Propeller power output curves (dotted line) are a 3.0 exponent.

TORQUE OUTPUT

Fuel System Features

- Bosch off-the-shelf fuel injection components
- Non-serialized fuel injectors, which means no laptop required for replacement
- High pressure common rail multi-stage injection
- Extremely quiet operation

Cooling System Features

- Heat exchanger cooling standard with rubber impeller sea water pump
- Keel cooling option with dual grey cast iron centrifugal pumps
- Engine oil cooler features stainless and cast iron design

Oil Lubrication System

- 500 hour oil service interval
- Standard oil pan: approximate 30 gallon capacity
- Shallow oil pan: approximate 20 gallon capacity
- Standard dual spin on oil filter assembly with separate by-pass oil filter

Monitoring

- Engine room-mounted digital display panel standard
- 7" digital monitoring and alarm helm panel standard
- Multiple configurations for all applications
- YANMAR engine and gearbox control optional